

2019



ASBK.COM.AU f t i y

Round 6 : Phillip Island GP Circuit : October 4 - 6

YMF R3 CUP

Race 1

Date: 05/10/19
 Event: R05
 Weather: Mostly Cloudy - Temp: 16.2C
 Track: Dry - Temp: 25.1C

Started at: 16:38:01
 Laps: 7
 Starters: 20
 Printed at: 16:57

PROVISIONAL CLASSIFICATION

Pos	No	Name	Machine	Laps	Race Time	Behind Leader	Behind Prev	Fastest Lap	On Lap	Top Speed
1	151	Locky TAYLOR (QLD) / Yamaha Aust. / YRD / Shark Leathers / X-lite Helmets / RideDynamics	Yamaha YZF-R3	7	12:59.725			1:49.753	5	192
2	27	Max STAUFFER (NSW) / Yamaha / YRD / Racers Edge / Watson Site Services / QEA Pty Ltd / KYT	Yamaha YZF-R3	7	12:59.809	.084	.084	1:49.877	5	193
3	308	John LYTRAS (QLD) / Caboolture Yamaha / Jekyl + Hyde / Sport Savvy Aust. / South Sydney Comm.	Yamaha YZF-R3	7	12:59.844	.119	.035	1:50.095	4	194
4	355	Laura BROWN (NSW) / WNR / Hazeldene Chickens / Motul / Link / Obvious Signs / NG Brake Disc	Yamaha YZF-R3	7	12:59.881	.156	.037	1:49.990	5	194
5	72	Ben BAKER (NSW) / WNR / SCK U / Tech Motostars / Jekyl +Hyde / Two Wheel Obsession	Yamaha YZF-R3	7	12:59.886	.161	.005	1:50.102	5	198
6	11	Brandon DEMMERY (NSW) / Rustic Flooring / Surefire Security / 2 Thugs Customs / Gorilla Energy / YRD	Yamaha YZF-R3	7	12:59.998	.273	.112	1:49.927	6	193
7	121	Reece OUGHTRED (VIC) / Dynoverks / Chandler / Carl Cox M-sport / TT M-cycles / DeMenna Cranes	Yamaha YZF-R3	7	13:00.025	.300	.027	1:49.493	5	199
8	95	Matthew RINDEL (VIC) / AMX / TopHat Barber / Retroooms / The Hydroblast Shop / Aeros Trikes Aust.	Yamaha YZF-R3	7	13:00.178	.453	.153	1:49.720	5	199
9	20	Hunter FORD (NSW) / Yamaha / YRD / Held Australia / Schubert Australia / SpeedAngle Laptimer	Yamaha YZF-R3	7	13:06.716	6.991	6.538	1:49.932	5	190
10	69	Archie MCDONALD (VIC) / Whitehouse Motorcycles	Yamaha YZF-R3	7	13:16.146	16.421	9.430	1:52.006	2	195
11	292	Ryan SMITH (NSW) / DK Heavy Plant Services / Elite Air & Electrical / Port Tune Performance	Yamaha YZF-R3	7	13:16.232	16.507	.086	1:51.604	2	197
12	99	Jacob HATCH (NSW) / Motocity / Atomised Dust Systems	Yamaha YZF-R3	7	13:16.289	16.564	.057	1:52.023	2	198
13	224	Harry PARKER (CAN)	Yamaha YZF-R3	7	13:16.306	16.581	.017	1:52.029	2	193
14	37	Patrick BOGNAR (VIC)	Yamaha YZF-R3	7	13:25.516	25.791	9.210	1:53.135	2	192

Scott Lang
 Chief Timekeeper - Scott Lang

Tom Williams
 Clerk of Course - Tom Williams



2019



ASBK.COM.AU f t i y

Round 6 : Phillip Island GP Circuit : October 4 - 6

YMF R3 CUP

Race 1

Date: 05/10/19
Event: R05
Weather: Mostly Cloudy - Temp: 16.2C
Track: Dry - Temp: 25.1C

Started at: 16:38:01
Laps: 7
Starters: 20
Printed at: 16:57


PROVISIONAL CLASSIFICATION


Pos	No	Name	Machine	Laps	Race Time	Behind Leader	Behind Prev	Fastest Lap	On Lap	Top Speed
15	110	Zak PETTENDY (NSW) / bike sales.com	Yamaha YZF-R3	7	13:25.525	25.800	.009	1:53.854	5	193
16	30	Stephany KAPILAWI-JAMES (QLD) / Proworx / Big Knobs Crash Sliders / Stitch Smith / HJC / Sidi / Smt2 / Spidi	Yamaha YZF-R3	7	13:25.631	25.906	.106	1:53.651	2	188
17	444	Ryan MOSCARDINI (QLD) / NQ Flooring / Fast Bike Tyres / Forma Boots / Suncity Yamaha / DM Welding	Yamaha YZF-R3	7	13:43.184	43.459	17.553	1:55.772	2	181
18	45	Jamie PORT (VIC) / Yamaha / Ricondi / AGV / Motul / Pirelli	Yamaha YZF-R3	7	13:54.728	55.003	11.544	1:57.695	2	184
19	26	Dominic FLETCHER (NSW) / Power Sport Central / Whisky Throttle Industries / Matt Ireland Fitness	Yamaha YZF-R3	7	13:54.799	55.074	.071	1:57.499	2	186
20	29	Patrick LI (VIC) / MotoGo / Rstaichi	Yamaha YZF-R3	7	13:54.824	55.099	.025	1:57.283	2	186

Fastest Lap was 1:49.493 by Reece OUGHTRED (VIC)

Current race lap record for R3 class - 1:48.866 by Tom BRAMICH (VIC) on a Yamaha YZF-R3 set on 13/10/18

The results are provisional until the end of the time limit for protests and appeals.


Chief Timekeeper - Scott Lang


Clerk of Course - Tom Williams



www.computime.com.au
COMPUTIME RACE TIMING SYSTEMS PTY LTD

2019



ASBK.COM.AU f t i y

Round 6 : Phillip Island GP Circuit : October 4 - 6

YMF R3 CUP

Race 1


Date: 05/10/19
Event: R05
Weather: Mostly Cloudy - Temp: 16.2C
Track: Dry - Temp: 25.1C

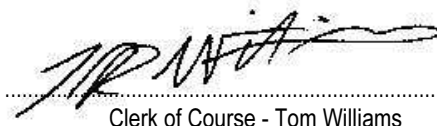
Started at: 16:38:01
Laps: 7
Starters: 20
Printed at: 16:57

PROVISIONAL LAP TIMES

No	Name	Lap 1	Lap 2	Lap 3	Lap 4	Lap 5	Lap 6	Lap 7
11	Brandon DEMMERY (NSW)	1:57.768	1:50.478	1:50.098	1:50.363	1:50.152	1:49.927	1:51.212
20	Hunter FORD (NSW)	1:57.402	1:50.373	1:50.351	1:50.268	1:49.932	1:50.352	1:58.038
26	Dominic FLETCHER (NSW)	2:05.011	1:57.499	1:58.202	1:58.334	1:58.344	1:58.821	1:58.588
27	Max STAUFFER (NSW)	1:57.335	1:50.594	1:50.311	1:50.170	1:49.877	1:50.574	1:50.948
29	Patrick LI (VIC)	2:05.123	1:57.283	1:58.237	1:58.304	1:58.349	1:59.040	1:58.488
30	Stephany KAPILAWI-JAMES (QLD)	2:01.033	1:53.651	1:54.317	1:53.975	1:53.827	1:54.793	1:54.035
37	Patrick BOGNAR (VIC)	2:00.995	1:53.135	1:54.283	1:54.513	1:54.022	1:54.503	1:54.065
45	Jamie PORT (VIC)	2:04.597	1:57.695	1:58.332	1:58.054	1:58.644	1:58.833	1:58.573
69	Archie MCDONALD (VIC)	1:59.314	1:52.006	1:53.440	1:52.575	1:52.941	1:53.078	1:52.792
72	Ben BAKER (NSW)	1:57.757	1:50.549	1:50.150	1:50.339	1:50.102	1:50.144	1:50.845
95	Matthew RINDEL (VIC)	1:57.823	1:50.454	1:50.678	1:50.443	1:49.720	1:50.483	1:50.577
99	Jacob HATCH (NSW)	1:59.173	1:52.023	1:53.404	1:52.781	1:52.815	1:53.330	1:52.763
110	Zak PETTENDY (NSW)	2:00.306	1:53.890	1:53.982	1:54.722	1:53.854	1:54.679	1:54.092
121	Reece OUGHTRED (VIC)	1:58.418	1:49.984	1:51.142	1:49.904	1:49.493	1:50.153	1:50.931
151	Locky TAYLOR (QLD)	1:57.324	1:50.479	1:50.371	1:50.451	1:49.753	1:50.482	1:50.865
224	Harry PARKER (CAN)	1:59.132	1:52.029	1:53.480	1:52.759	1:52.916	1:53.150	1:52.840
292	Ryan SMITH (NSW)	1:59.557	1:51.604	1:53.503	1:52.854	1:52.689	1:53.443	1:52.582
308	John LYTRAS (QLD)	1:57.476	1:50.739	1:50.132	1:50.095	1:50.127	1:50.367	1:50.908
355	Laura BROWN (NSW)	1:57.483	1:50.399	1:50.394	1:50.540	1:49.990	1:50.145	1:50.930
444	Ryan MOSCARDINI (QLD)	2:03.857	1:55.772	1:56.515	1:56.508	1:56.397	1:57.091	1:57.044

The results are provisional until the end of the time limit for protests and appeals.


Chief Timekeeper - Scott Lang


Clerk of Course - Tom Williams



www.computime.com.au
COMPUTIME RACE TIMING SYSTEMS PTY LTD

2019



ASBK.COM.AU f t i y

Round 6 : Phillip Island GP Circuit : October 4 - 6

YMF R3 CUP

Race 1

Date: 05/10/19
 Event: R05
 Weather: Mostly Cloudy - Temp: 16.2C
 Track: Dry - Temp: 25.1C


Started at: 16:38:01
 Laps: 7
 Starters: 20
 Printed at: 16:57

PROVISIONAL SPLIT TIMES

Lap	Split 1	Split 2	Split 3	Split 4	Lap Time	Spd	Lap	Split 1	Split 2	Split 3	Split 4	Lap Time	Spd
11 Brandon DEMMERY (NSW) (6th)							30 Stephany KAPILAWI-JAMES (QLD) (16th)						
1	33.798	32.598	21.041	30.331	1:57.768	152	1	35.188	33.237	<u>21.401</u>	31.207	2:01.033	159
2	26.621	32.439	20.965	30.453	1:50.478	193	2	27.440	33.066	21.546	31.599	1:53.651	188
3	26.500	32.238	20.948	30.412	1:50.098	190	3	27.640	33.519	21.734	31.424	1:54.317	183
4	26.745	32.436	21.150	30.032	1:50.363	184	4	27.548	33.559	21.581	31.287	1:53.975	183
5	26.766	32.151	20.987	30.248	1:50.152	191	5	27.392	33.051	21.736	31.648	1:53.827	182
6	26.324	32.312	21.174	30.117	1:49.927	193	6	27.895	33.120	22.071	31.707	1:54.793	187
7	26.804	32.498	21.417	30.493	1:51.212	184	7	27.421	33.244	21.895	31.475	1:54.035	186
20 Hunter FORD (NSW) (9th)							37 Patrick BOGNAR (VIC) (14th)						
1	33.185	32.306	21.271	30.640	1:57.402	152	1	35.225	33.333	21.444	30.993	2:00.995	153
2	26.537	32.736	21.006	30.094	1:50.373	190	2	26.976	33.255	21.564	31.340	1:53.135	191
3	26.317	32.197	21.288	30.549	1:50.351	187	3	27.933	33.576	21.718	31.056	1:54.283	186
4	26.846	31.838	21.169	30.415	1:50.268	189	4	27.381	33.765	21.822	31.545	1:54.513	192
5	26.786	31.944	20.761	30.441	1:49.932	189	5	27.833	33.405	21.740	31.044	1:54.022	181
6	26.701	32.586	20.811	30.254	1:50.352	188	6	27.403	34.042	21.952	31.106	1:54.503	187
7	26.722	32.535	22.570	36.211	1:58.038	185	7	27.896	33.615	21.755	30.799	1:54.065	181
26 Dominic FLETCHER (NSW) (19th)							45 Jamie PORT (VIC) (18th)						
1	36.273	33.980	22.377	32.381	2:05.011	155	1	35.855	33.599	22.351	32.792	2:04.597	157
2	28.017	33.858	22.538	33.086	1:57.499	186	2	28.226	33.775	22.539	33.155	1:57.695	184
3	28.642	34.404	22.777	32.379	1:58.202	185	3	28.721	34.164	22.753	32.694	1:58.332	178
4	28.786	34.490	22.584	32.474	1:58.334	178	4	28.746	33.841	22.729	32.738	1:58.054	181
5	28.432	34.264	22.645	33.003	1:58.344	181	5	28.937	33.735	22.858	33.114	1:58.644	174
6	28.751	34.523	22.711	32.836	1:58.821	176	6	28.948	34.054	22.844	32.987	1:58.833	174
7	28.768	34.365	22.672	32.783	1:58.588	175	7	28.772	34.062	22.780	32.959	1:58.573	176
27 Max STAUFFER (NSW) (2nd)							69 Archie MCDONALD (VIC) (10th)						
1	33.520	32.223	21.342	30.250	1:57.335	147	1	34.510	32.802	21.181	30.821	1:59.314	154
2	26.807	31.756	21.276	30.755	1:50.594	182	2	27.168	32.704	21.522	30.612	1:52.006	195
3	26.609	32.336	21.162	30.204	1:50.311	193	3	27.154	33.323	22.115	30.848	1:53.440	195
4	26.399	32.120	21.411	30.240	1:50.170	189	4	26.827	33.085	21.860	30.803	1:52.575	193
5	26.878	31.739	21.099	30.161	1:49.877	183	5	27.080	33.195	22.014	30.652	1:52.941	187
6	26.688	32.092	21.206	30.588	1:50.574	188	6	27.508	32.733	21.545	31.292	1:53.078	184
7	27.099	32.843	20.816	30.190	1:50.948	186	7	27.166	32.941	22.187	30.498	1:52.792	184
29 Patrick LI (VIC) (20th)							72 Ben BAKER (NSW) (5th)						
1	36.646	33.888	22.266	32.323	2:05.123	153	1	33.734	32.946	20.995	30.082	1:57.757	154
2	28.161	33.925	22.248	32.949	1:57.283	186	2	27.058	32.275	20.845	30.371	1:50.549	184
3	28.219	34.363	23.025	32.630	1:58.237	182	3	26.962	32.366	20.975	29.847	1:50.150	194
4	28.513	34.458	22.688	32.645	1:58.304	179	4	26.819	32.354	20.986	30.180	1:50.339	187
5	28.952	34.288	22.464	32.645	1:58.349	181	5	26.238	32.813	20.985	30.066	1:50.102	198
6	29.180	34.727	22.577	32.556	1:59.040	172	6	26.495	32.433	21.170	30.046	1:50.144	197
7	28.920	34.478	22.428	32.662	1:58.488	178	7	26.178	32.224	21.603	30.840	1:50.845	193

Chief Timekeeper - Scott Lang

Clerk of Course - Tom Williams



www.computime.com.au

COMPUTIME RACE TIMING SYSTEMS PTY LTD

2019



ASBK.COM.AU f t i y

Round 6 : Phillip Island GP Circuit : October 4 - 6

YMF R3 CUP

Race 1

Date: 05/10/19
 Event: R05
 Weather: Mostly Cloudy - Temp: 16.2C
 Track: Dry - Temp: 25.1C

Started at: 16:38:01
 Laps: 7
 Starters: 20
 Printed at: 16:57

PROVISIONAL SPLIT TIMES


Lap	Split 1	Split 2	Split 3	Split 4	Lap Time	Spd	Lap	Split 1	Split 2	Split 3	Split 4	Lap Time	Spd
95 Matthew RINDEL (VIC) (8th)							224 Harry PARKER (CAN) (13th)						
1	34.021	32.760	21.082	29.960	1:57.823	155	1	34.738	32.868	<u>21.218</u>	<u>30.308</u>	1:59.132	157
2	26.908	32.533	20.937	30.076	1:50.454	187	2	<u>27.093</u>	32.450	21.436	31.050	<u>1:52.029</u>	193
3	26.650	33.031	<u>20.853</u>	30.144	1:50.678	190	3	27.579	33.231	21.652	31.018	1:53.480	183
4	26.685	32.595	21.054	30.109	1:50.443	197	4	27.319	32.632	21.530	31.278	1:52.759	186
5	26.505	<u>32.476</u>	20.925	<u>29.814</u>	<u>1:49.720</u>	197	5	27.419	32.685	21.862	30.950	1:52.916	178
6	<u>26.444</u>	32.987	21.031	30.021	1:50.483	199	6	27.269	32.784	21.793	31.304	1:53.150	186
7	26.484	32.507	21.482	30.104	1:50.577	196	7	27.475	<u>32.363</u>	22.124	30.878	1:52.840	183
99 Jacob HATCH (NSW) (12th)							292 Ryan SMITH (NSW) (11th)						
1	34.178	32.810	<u>21.138</u>	31.047	1:59.173	158	1	34.811	32.935	<u>21.338</u>	<u>30.473</u>	1:59.557	151
2	<u>26.829</u>	32.786	21.399	<u>31.009</u>	<u>1:52.023</u>	198	2	<u>26.699</u>	32.748	21.354	30.803	<u>1:51.604</u>	197
3	27.303	32.982	22.036	31.083	1:53.404	189	3	27.408	32.903	21.831	31.361	1:53.503	183
4	27.143	32.667	21.806	31.165	1:52.781	188	4	27.423	32.854	21.736	30.841	1:52.854	184
5	27.166	32.759	21.865	31.025	1:52.815	187	5	27.078	<u>32.413</u>	21.862	31.336	1:52.689	186
6	27.129	33.144	21.911	31.146	1:53.330	185	6	27.665	32.898	21.785	31.095	1:53.443	176
7	27.084	<u>32.549</u>	21.802	31.328	1:52.763	184	7	27.097	32.894	21.562	31.029	1:52.582	186
110 Zak PETTENDY (NSW) (15th)							308 John LYTRAS (QLD) (3rd)						
1	35.065	33.089	<u>21.350</u>	<u>30.802</u>	2:00.306	161	1	33.186	32.728	21.241	30.321	1:57.476	148
2	<u>27.540</u>	33.259	21.607	31.484	1:53.890	193	2	27.449	32.436	<u>20.652</u>	30.202	1:50.739	187
3	27.718	33.157	21.695	31.412	1:53.982	188	3	26.917	31.985	21.072	30.158	1:50.132	194
4	27.912	33.346	21.660	31.804	1:54.722	183	4	27.157	<u>31.639</u>	21.183	30.116	<u>1:50.095</u>	187
5	27.779	<u>32.929</u>	21.849	31.297	<u>1:53.854</u>	179	5	27.136	31.846	21.097	<u>30.048</u>	1:50.127	183
6	28.091	33.181	21.740	31.667	1:54.679	180	6	<u>26.613</u>	32.183	21.474	30.097	1:50.367	190
7	27.834	33.075	22.048	31.135	1:54.092	181	7	27.136	31.699	21.596	30.477	1:50.908	189
121 Reece OUGHTRED (VIC) (7th)							355 Laura BROWN (NSW) (4th)						
1	34.474	32.613	20.955	30.376	1:58.418	155	1	33.939	<u>32.221</u>	21.214	30.109	1:57.483	154
2	26.738	32.583	<u>20.765</u>	29.898	1:49.984	196	2	26.426	32.360	21.152	30.461	1:50.399	189
3	26.782	32.668	20.955	30.737	1:51.142	187	3	27.170	32.503	20.895	29.826	1:50.394	186
4	<u>26.277</u>	32.546	21.149	29.932	1:49.904	193	4	27.144	32.399	21.017	29.980	1:50.540	185
5	26.542	<u>32.396</u>	20.769	<u>29.786</u>	<u>1:49.493</u>	197	5	26.961	32.394	<u>20.812</u>	<u>29.823</u>	<u>1:49.990</u>	190
6	26.855	32.401	20.994	29.903	1:50.153	199	6	26.778	32.352	21.122	29.893	1:50.145	194
7	26.585	33.150	21.087	30.109	1:50.931	193	7	<u>26.418</u>	32.315	21.509	30.688	1:50.930	192
151 Locky TAYLOR (QLD) (1st)							444 Ryan MOSCARDINI (QLD) (17th)						
1	33.423	31.974	21.546	30.381	1:57.324	152	1	36.494	<u>33.324</u>	<u>22.030</u>	<u>32.009</u>	2:03.857	153
2	27.230	<u>31.937</u>	<u>21.064</u>	30.248	1:50.479	182	2	<u>27.672</u>	33.497	22.315	32.288	<u>1:55.772</u>	181
3	26.612	32.295	21.155	30.309	1:50.371	186	3	28.038	33.721	22.407	32.349	1:56.515	178
4	26.807	32.385	21.103	30.156	1:50.451	186	4	28.059	33.844	22.452	32.153	1:56.508	177
5	<u>26.324</u>	32.368	21.121	<u>29.940</u>	<u>1:49.753</u>	192	5	28.083	33.612	22.431	32.271	1:56.397	176
6	26.473	32.438	21.353	30.218	1:50.482	189	6	28.122	33.799	22.667	32.503	1:57.091	176
7	26.970	32.445	21.247	30.203	1:50.865	188	7	28.238	33.799	22.499	32.508	1:57.044	174

The results are provisional until the end of the time limit for protests and appeals.



Chief Timekeeper - Scott Lang

Clerk of Course - Tom Williams



www.computime.com.au

COMPUTIME RACE TIMING SYSTEMS PTY LTD

2019



ASBK.COM.AU f t i y

Round 6 : Phillip Island GP Circuit : October 4 - 6

YMF R3 CUP

Race 1

Date: 05/10/19
Event: R05
Weather: Mostly Cloudy - Temp: 16.2C
Track: Dry - Temp: 25.1C

Started at: 16:38:01
Laps: 7
Starters: 20
Printed at: 16:58

PROVISIONAL FASTEST LAPS SEQUENCE

Lap	Race Pos	No	Name	Machine	Fastest Lap	On Lap
1	1	151	Locky TAYLOR (QLD)	Yamaha YZF-R3	1:57.324	1
2	1	20	Hunter FORD (NSW)	Yamaha YZF-R3	1:50.373	2
2	9	121	Reece OUGHTRED (VIC)	Yamaha YZF-R3	1:49.984	2
4	9	121	Reece OUGHTRED (VIC)	Yamaha YZF-R3	1:49.904	4
5	1	27	Max STAUFFER (NSW)	Yamaha YZF-R3	1:49.877	5
5	3	151	Locky TAYLOR (QLD)	Yamaha YZF-R3	1:49.753	5
5	8	121	Reece OUGHTRED (VIC)	Yamaha YZF-R3	1:49.493	5

The results are provisional until the end of the time limit for protests and appeals.

Scott Lang
Chief Timekeeper - Scott Lang

Tom Williams
Clerk of Course - Tom Williams



www.computime.com.au
COMPUTIME RACE TIMING SYSTEMS PTY LTD

2019



Round 6 : Phillip Island GP Circuit : October 4 - 6

YMF R3 CUP

Race 1

Date: 05/10/19
 Event: R05
 Weather: Mostly Cloudy - Temp: 16.2C
 Track: Dry - Temp: 25.1C

Started at: 16:38:01
 Laps: 7
 Starters: 20
 Printed at: 16:58

PROVISIONAL LAP SHEET

No	Lap Time	Gap	No	Lap Time	Gap	No	Lap Time	Gap	No	Lap Time	Gap	No	Lap Time	Gap
Lap 1			72	1:50.549	.531	444	1:56.515	18.018	308	1:50.127	.282	292	1:53.443	14.972
151	1:57.324		121	1:49.984	.627	45	1:58.332	22.498	355	1:49.990	.519	110	1:54.679	22.755
27	1:57.335	.011	224	1:52.029	3.386	29	1:58.237	22.517	11	1:50.152	.572	37	1:54.503	22.773
20	1:57.402	.078	292	1:51.604	3.386	26	1:58.202	22.586	72	1:50.102	.610	30	1:54.793	22.918
308	1:57.476	.152	99	1:52.023	3.421	Lap 4			121	1:49.493	.654	444	1:57.091	37.462
355	1:57.483	.159	69	1:52.006	3.545	20	1:50.268		95	1:49.720	.831	45	1:58.833	47.477
72	1:57.757	.433	37	1:53.135	6.355	27	1:50.170	.016	99	1:52.815	11.909	26	1:58.821	47.533
11	1:57.768	.444	110	1:53.890	6.421	308	1:50.095	.048	292	1:52.689	11.920	29	1:59.040	47.658
95	1:57.823	.499	30	1:53.651	6.909	151	1:50.451	.231	69	1:52.941	11.989	Lap 7		
121	1:58.418	1.094	444	1:55.772	11.854	11	1:50.363	.313	110	1:53.854	18.467	151	1:50.865	
224	1:59.132	1.808	45	1:57.695	14.517	72	1:50.339	.401	30	1:53.827	18.516	27	1:50.948	.084
99	1:59.173	1.849	29	1:57.283	14.631	355	1:50.540	.422	37	1:54.022	18.661	308	1:50.908	.119
69	1:59.314	1.990	26	1:57.499	14.735	95	1:50.443	1.004	444	1:56.397	30.762	355	1:50.930	.156
292	1:59.557	2.233	Lap 3			121	1:49.904	1.054	29	1:58.349	39.009	72	1:50.845	.161
110	2:00.306	2.982	20	1:50.351		69	1:52.575	8.941	45	1:58.644	39.035	11	1:51.212	.273
37	2:00.995	3.671	151	1:50.371	.048	99	1:52.781	8.987	26	1:58.344	39.103	121	1:50.931	.300
30	2:01.033	3.709	27	1:50.311	.114	224	1:52.759	9.006	Lap 6			95	1:50.577	.453
444	2:03.857	6.533	355	1:50.394	.150	292	1:52.854	9.124	20	1:50.352		20	1:58.038	6.991
45	2:04.597	7.273	11	1:50.098	.218	110	1:54.722	14.506	11	1:49.927	.108	69	1:52.792	16.421
26	2:05.011	7.687	308	1:50.132	.221	37	1:54.513	14.532	151	1:50.482	.182	292	1:52.582	16.507
29	2:05.123	7.799	72	1:50.150	.330	30	1:53.975	14.582	27	1:50.574	.183	99	1:52.763	16.564
Lap 2			95	1:50.678	.829	444	1:56.508	24.258	308	1:50.367	.258	224	1:52.840	16.581
20	1:50.373		121	1:51.142	1.418	45	1:58.054	30.284	355	1:50.145	.273	37	1:54.065	25.791
151	1:50.479	.028	99	1:53.404	6.474	29	1:58.304	30.553	72	1:50.144	.363	110	1:54.092	25.800
355	1:50.399	.107	224	1:53.480	6.515	26	1:58.334	30.652	121	1:50.153	.416	30	1:54.035	25.906
27	1:50.594	.154	292	1:53.503	6.538	Lap 5			95	1:50.483	.923	444	1:57.044	43.459
308	1:50.739	.440	69	1:53.440	6.634	27	1:49.877		69	1:53.078	14.676	45	1:58.573	55.003
11	1:50.478	.471	110	1:53.982	10.052	20	1:49.932	.039	224	1:53.150	14.788	26	1:58.588	55.074
95	1:50.454	.502	37	1:54.283	10.287	151	1:49.753	.091	99	1:53.330	14.848	29	1:58.488	55.099
			30	1:54.317	10.875									

The results are provisional until the end of the time limit for protests and appeals.

Scott Lang
 Chief Timekeeper - Scott Lang

Tom Williams
 Clerk of Course - Tom Williams



2019



ASBK.COM.AU f t i y

Round 6 : Phillip Island GP Circuit : October 4 - 6

YMF R3 CUP

Race 1

Date: 05/10/19
Event: R05
Weather: Mostly Cloudy - Temp: 16.2C
Track: Dry - Temp: 25.1C

Started at: 16:38:01
Laps: 7
Starters: 20
Printed at: 16:58

PROVISIONAL LAP CHART

Grid	1	2	3	4	5	6	7
27	151	20	20	20	27	20	151
20	27	151	151	27	20	11	27
308	20	355	27	308	151	151	308
151	308	27	355	151	308	27	355
25	355	308	11	11	355	308	72
355	72	11	308	72	11	355	11
11	11	95	72	355	72	72	121
72	95	72	95	95	121	121	95
95	121	121	121	121	95	95	20
121	224	224	99	69	99	69	69
69	99	292	224	99	292	224	292
224	69	99	292	224	69	99	99
99	292	69	69	292	224	292	224
292	110	37	110	110	110	110	37
110	37	110	37	37	30	37	110
37	30	30	30	30	37	30	30
30	444	444	444	444	444	444	444
17	45	45	45	45	29	45	45
45	26	29	29	29	45	26	26
29	29	26	26	26	26	29	29
444							
26							

The results are provisional until the end of the time limit for protests and appeals.

Scott Lang
Chief Timekeeper - Scott Lang

Tom Williams
Clerk of Course - Tom Williams



www.computime.com.au
COMPUTIME RACE TIMING SYSTEMS PTY LTD

2019



ASBK.COM.AU f t i y

Round 6 : Phillip Island GP Circuit : October 4 - 6

YMF R3 CUP

Race 1

Date: 05/10/19
 Event: R05
 Weather: Mostly Cloudy - Temp: 16.2C
 Track: Dry - Temp: 25.1C

Started at: 16:38:01
 Laps: 7
 Starters: 20
 Printed at: 16:58

PROVISIONAL BEST PARTIAL TIMES

Pos	Split 1		Split 2		Split 3		Split 4		LAP		Ideal	Fastest
	Name	Time	Name	Time	Name	Time	Name	Time	Name	Time		
1	B. BAKER	26.178	J. LYTRAS	31.639	J. LYTRAS	20.652	R. OUGHTRE	29.786	J. LYTRAS	1:48.952	1:50.095	
2	R. OUGHTRE	26.277	M. STAUFFER	31.739	H. FORD	20.761	M. RINDEL	29.814	H. FORD	1:49.010	1:49.932	
3	H. FORD	26.317	H. FORD	31.838	R. OUGHTRE	20.765	L. BROWN	29.823	B. BAKER	1:49.094	1:50.102	
4	L. TAYLOR	26.324	L. TAYLOR	31.937	L. BROWN	20.812	B. BAKER	29.847	M. STAUFFER	1:49.115	1:49.877	
5	B. DEMMERY	26.324	B. DEMMERY	32.151	M. STAUFFER	20.816	L. TAYLOR	29.940	R. OUGHTRE	1:49.224	1:49.493	
6	M. STAUFFER	26.399	L. BROWN	32.221	B. BAKER	20.845	B. DEMMERY	30.032	L. TAYLOR	1:49.265	1:49.753	
7	L. BROWN	26.418	B. BAKER	32.224	M. RINDEL	20.853	J. LYTRAS	30.048	L. BROWN	1:49.274	1:49.990	
8	M. RINDEL	26.444	H. PARKER	32.363	B. DEMMERY	20.948	H. FORD	30.094	B. DEMMERY	1:49.455	1:49.927	
9	J. LYTRAS	26.613	R. OUGHTRE	32.396	L. TAYLOR	21.064	M. STAUFFER	30.161	M. RINDEL	1:49.587	1:49.720	
10	R. SMITH	26.699	R. SMITH	32.413	J. HATCH	21.138	H. PARKER	30.308	R. SMITH	1:50.923	1:51.604	
11	A. MCDONAL	26.827	M. RINDEL	32.476	A. MCDONAL	21.181	R. SMITH	30.473	H. PARKER	1:50.982	1:52.029	
12	J. HATCH	26.829	J. HATCH	32.549	H. PARKER	21.218	A. MCDONAL	30.498	A. MCDONAL	1:51.210	1:52.006	
13	P. BOGNAR	26.976	A. MCDONAL	32.704	R. SMITH	21.338	P. BOGNAR	30.799	J. HATCH	1:51.525	1:52.023	
14	H. PARKER	27.093	Z. PETTENDY	32.929	Z. PETTENDY	21.350	Z. PETTENDY	30.802	P. BOGNAR	1:52.474	1:53.135	
15	S. KAPILAWI-J	27.392	S. KAPILAWI-J	33.051	S. KAPILAWI-J	21.401	J. HATCH	31.009	Z. PETTENDY	1:52.621	1:53.854	
16	Z. PETTENDY	27.540	P. BOGNAR	33.255	P. BOGNAR	21.444	S. KAPILAWI-J	31.207	S. KAPILAWI-	1:53.051	1:53.651	
17	R. MOSCARDI	27.672	R. MOSCARDI	33.324	R. MOSCARDI	22.030	R. MOSCARDI	32.009	R. MOSCARDI	1:55.035	1:55.772	
18	D. FLETCHER	28.017	J. PORT	33.599	P. LI	22.248	P. LI	32.323	P. LI	1:56.620	1:57.283	
19	P. LI	28.161	D. FLETCHER	33.858	J. PORT	22.351	D. FLETCHER	32.379	D. FLETCHER	1:56.631	1:57.499	
20	J. PORT	28.226	P. LI	33.888	D. FLETCHER	22.377	J. PORT	32.694	J. PORT	1:56.870	1:57.695	

The results are provisional until the end of the time limit for protests and appeals.

Scott Lang
 Chief Timekeeper - Scott Lang

Tom Williams
 Clerk of Course - Tom Williams



www.computime.com.au
COMPUTIME RACE TIMING SYSTEMS PTY LTD

2019



ASBK.COM.AU f t i y

Round 6 : Phillip Island GP Circuit : October 4 - 6

YMF R3 CUP

PROVISIONAL PROGRESSIVE SERIES POINTS

YMF R3 CUP

Pos	No	Name	Machine	Rnd 1 W/fld	Rnd 2 MP	Rnd 3 Wint	Rnd 4 Race 1	Total
1	308	John LYTRAS		63	61	40	18	182
2	20	Hunter FORD		51	59	59	12	181
3	27	Max STAUFFER		70	43	40	20	173
4	11	Brandon DEMMERY		36	49	68	15	168
5	151	Locky TAYLOR		50	36	52	25	163
6	87	Zac LEVY		45	63	48		156
7	25	Luke JHONSTON		33	35	49		117
8	43	Harry KHOURI		32	54			86
9	864	Tristan ADAMSON		21	23	40		84
10	74	Jacob ROULSTONE		20	29	33		82
11	121	Reece OUGHTRED		17	13	34	14	78
12	31	Travis HALL		42	34			76
13	292	Ryan SMITH		9	24	29	10	72
14	72	Ben BAKER		47			16	63
15	47	Zylas BUNTING		26	6	27		59
16	29	Harrison VOIGHT			45		1	46
17	58	Mitch KUHNE		27	19			46
18	42	Kyle O'CONNELL		23	20			43
19	95	Matt RINDEL				28	13	41
20	110	Zak PETTENDY			9	18	6	33
21	69	Archie McDONALD				21	11	32
22	99	Jacob HATCH				20	9	29
23	355	Laura BROWN			6		17	23
24	30	Stephany KAPILAWI-JAMES			6	12	5	23
25	224	Harry PARKER				8	8	16
26	22	Keegan PICKERING		14				14
27	37	Patrick BOGNAR				4	7	11
28	16	Josh NODEN				11		11
29	23	Josh HALL			11			11
30	15	Bronson PICKETT		8				8
31	444	Ryan MOSCARDINI		2	1		4	7
32	40	Jeremy CZMOK		1		6		7
33	12	John BLENKIN		4	2			6
34	282	Cameron AGOSTINI		5				5
35	45	Jamie PORT					3	3
36	26	Dominic FLETCHER					2	2
37	89	Kristian AGOSTINI		2				2

Scott Lang
Chief Timekeeper - Scott Lang

Tom Williams
Clerk of Course - Tom Williams



www.computime.com.au

COMPUTIME RACE TIMING SYSTEMS PTY LTD



2019



ASBK.COM.AU f t i y

Round 6 : Phillip Island GP Circuit : October 4 - 6

YMF R3 CUP

Race 1

Date: 05/10/19
Event: R05
Weather: Mostly Cloudy - Temp: 16.2C
Track: Dry - Temp: 25.1C

Started at: 16:38:01
Laps: 7
Starters: 20
Printed at: 16:58

PROVISIONAL RACE INFORMATION

Time	Description
16:31:27	SIGHTING LAP STARTED
16:33:06	PIT EXIT CLOSED
16:34:53	WARM UP LAP STARTED
16:38:01	Event Start
16:41:36	NO JUMP STARTS
16:51:01	Chequered Flag
16:52:42	Event Finish

The results are provisional until the end of the time limit for protests and appeals.



Scott Lang
Chief Timekeeper - Scott Lang

Tom Williams
Clerk of Course - Tom Williams

